

Google™



A Beginner's Guide to Android

Reto Meier
May 19, 2010

@retomeier

What is Android?

- An open source, open platform for mobile development
- All the SDK, API, and platform source is available
- No licensing, no app review
- Replace any system app with your own

developer.android.com

Android Best Practices for Beginners

Reto Meier
May 19, 2010

Your Choice



Your Consequences

Sorry!

Activity Badly Written Activity (in application Badly Written Application) is not responding.

Force close

Rate it!

★☆☆☆☆

Poor

OK Cancel

Uninstall application?

This application will be removed from your phone.

OK Cancel

Comments

Michael 4/9/2010 ★☆☆☆☆

It sucks on Droid. Doesn't work. Uninstall. ✕

FREE ★☆☆☆☆

1,000-5,000 downloads 19 ratings

Installed ★★★★★

My review

★★★★★

My rating

Post a comment

>250,000 downloads 59415 ratings

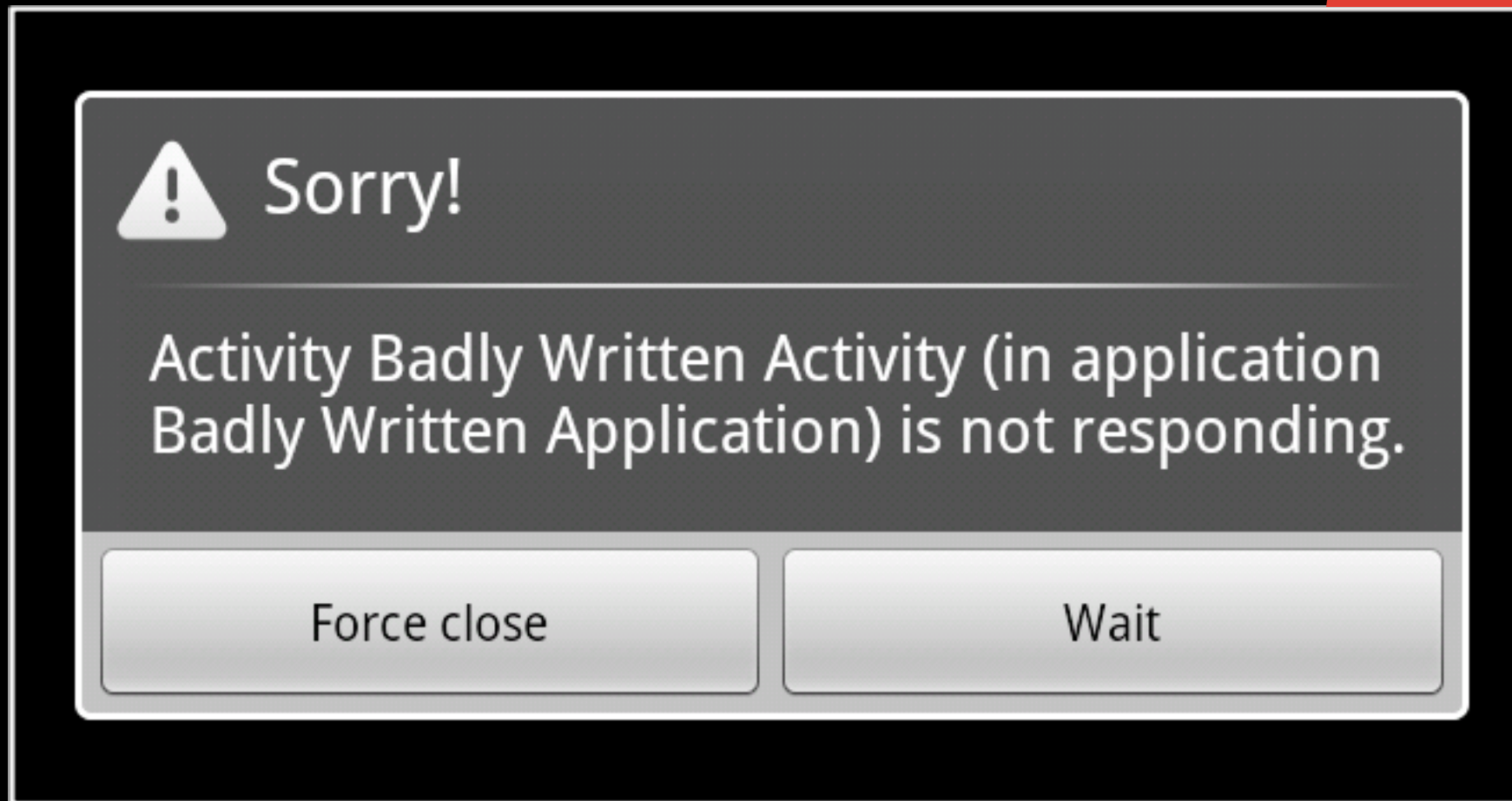
Agenda

- The Five Deadly Sins
- The Five Glorious Virtues
- Two Practical Examples

The Five Deadly Sins



The Five Deadly Sins



S L O T H

Be Fast. Be Responsive.

The Golden Rules of Performance

- Don't do work that you don't need to do
- Don't allocate memory if you can avoid it

Performance Pointers

- Optimize judiciously
- **Avoid creating objects**
- Use native methods
- Prefer Virtual over Interface
- Prefer Static over Virtual
- Avoid internal setters and getters
- Declare constants final
- Avoid float and enums
- Use package scope with inner classes

Responsiveness

- Avoid modal Dialogues and Activities
 - Always update the user on progress (ProgressBar and ProgressDialog)
 - Render the main view and fill in data as it arrives
- "Application Not Responding"
 - Respond to user input within **5 seconds**
 - Broadcast Receiver must complete in **10 seconds**
- Users perceive a lag longer than **100 to 200ms**
- Use Threads and AsyncTasks within Services

Application Not Responding



Responsiveness

- Avoid modal Dialogues and Activities
 - Always update the user on progress
 - Render the main view and fill in data as it arrives
- "Application Not Responding"
 - Respond to user input within **5 seconds**
 - Broadcast Receiver must complete in **10 seconds**
- Users perceive a lag longer than **100 to 200ms**
- Use Threads and AsyncTasks within Services

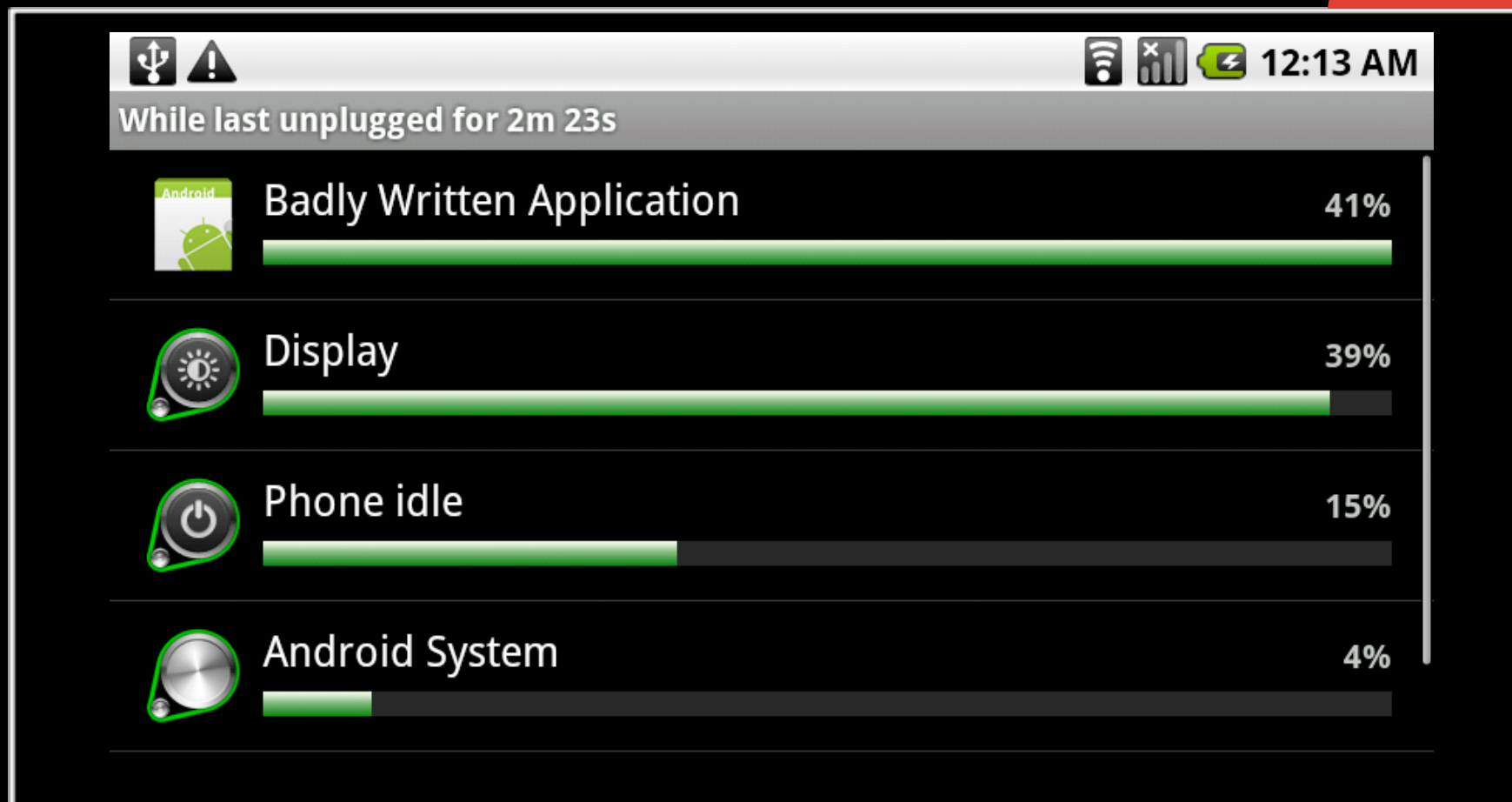
AsyncTask

```
protected void doInBackground(Void... arg0) {  
    // Do time consuming processing  
    publishProgress();  
    return null;  
}
```

```
protected void onProgressUpdate(Void... arg0) {  
}
```

```
protected void onPostExecute(Void result) {  
}
```


The Five Deadly Sins



GLUTTONY

Use system resources responsibly

Gluttony

Don'ts

- **DON'T** over use WakeLocks
- **DON'T** update Widgets too frequently
- **DON'T** update your location unnecessarily
- **DON'T** use Services to try to override users or the system

Dos

- **DO** share data to minimize duplication
- **DO** use Receivers and Alarms not Services and Threads
- **DO** let users manage updates
- **DO** minimize resource contention

What is a WakeLock?

- Force the CPU to keep running
- Force the screen to stay on (or stay bright)
- Drains your battery quickly *and* efficiently

```
PowerManager pm =  
    (PowerManager) getSystemService (Context.POWER_SERVICE) ;  
  
PowerManager.WakeLock wl =  
    pm.newWakeLock (PowerManager.SCREEN_DIM_WAKE_LOCK,  
        "My Wakelock") ;  
  
wl.acquire (10000) ;  
    // Screen and power stays on  
wl.release () ;
```

Using WakeLocks

- Do you really need to use one?
- Use the minimum level possible
 - `PARTIAL_WAKE_LOCK`
 - `SCREEN_DIM_WAKE_LOCK`
 - `SCREEN_BRIGHT_WAKE_LOCK`
 - `FULL_WAKE_LOCK`
- Release as soon as you can
- Specify a timeout
- Don't use them in Activities

Window Managed WakeLocks

- No need for permissions
- No accidentally leaving the screen from the background

```
getWindow().addFlags(  
    WindowManager.LayoutParams.FLAG_KEEP_SCREEN_ON);
```

The Five Deadly Sins



HOSTILITY

Don't fight your users

Hostility

- User experience should be your top priority

Hostility

- User experience should be your top priority
- Respect user expectations for navigating your app

Doing what the user expects with respect to navigation flow is absurdly important for overall user satisfaction.

Respect User Expectations for Navigation

- The back button should **always** navigate back through previously seen screens
- Always support trackball navigation
- Understand your navigation flow when entry point is a notification or widget
- Navigating between application elements should be easy and intuitive

Hostility

- User experience should be your top priority
- Respect user expectations for navigating your app
- **Don't hijack the native experience**

Don't Hijack the Native Experience

- Don't hide the status bar
- Back button should always navigate through previous screens
- Use native icons consistently
- Don't override the menu button
- Put menu options behind the menu button

Hostility

- User experience should be your top priority
- Respect user expectations for navigating your app
- Don't hijack the native experience
- **Respect user preferences**

Respect User Preferences

- Use only enabled location-based services
- Ask permission before transmitting location data
- Only transfer data in the background if user enabled

```
ConnectivityManager cm = (ConnectivityManager)  
    getSystemService(Context.CONNECTIVITY_SERVICE);
```

```
boolean backgroundEnabled =  
    cm.getBackgroundDataSetting();
```

The Five Deadly Sins



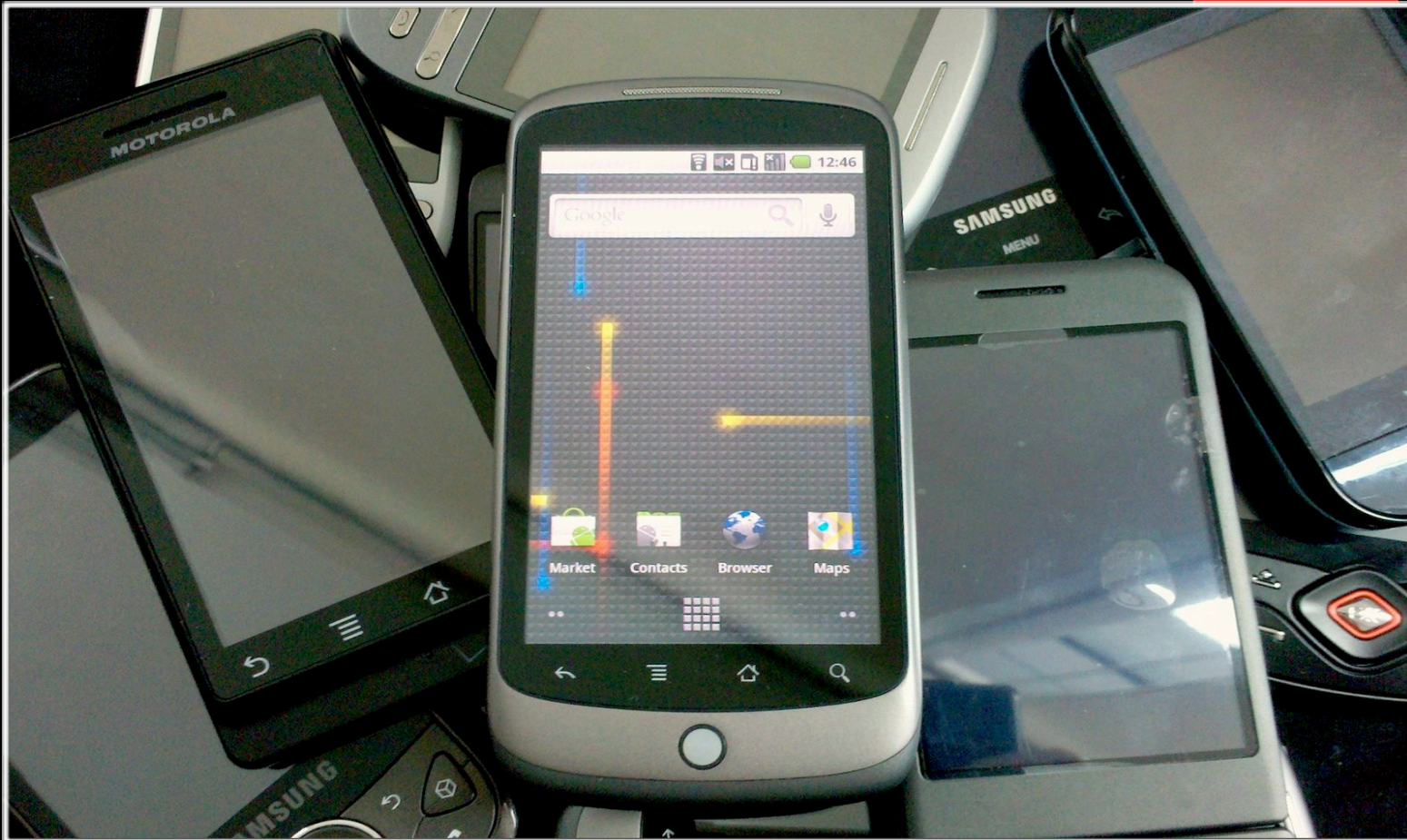
ARROGANCE

Don't fight the system

Arrogance

- Don't use undocumented APIs
- Seriously. Don't use undocumented APIs
- Make your app behave consistently with the system
- Respect the application lifecycle model

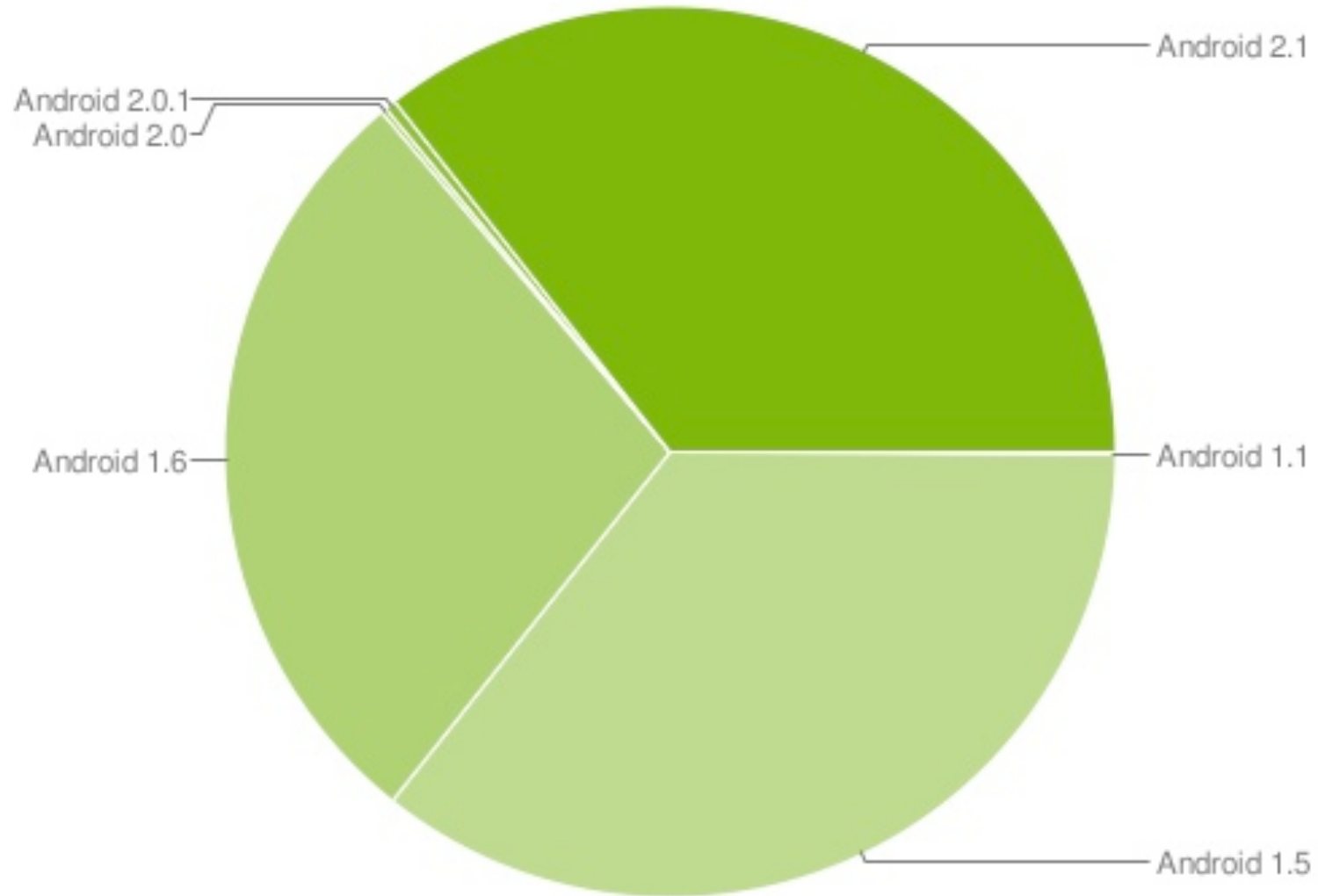
The Five Deadly Sins



DISCRIMINATION

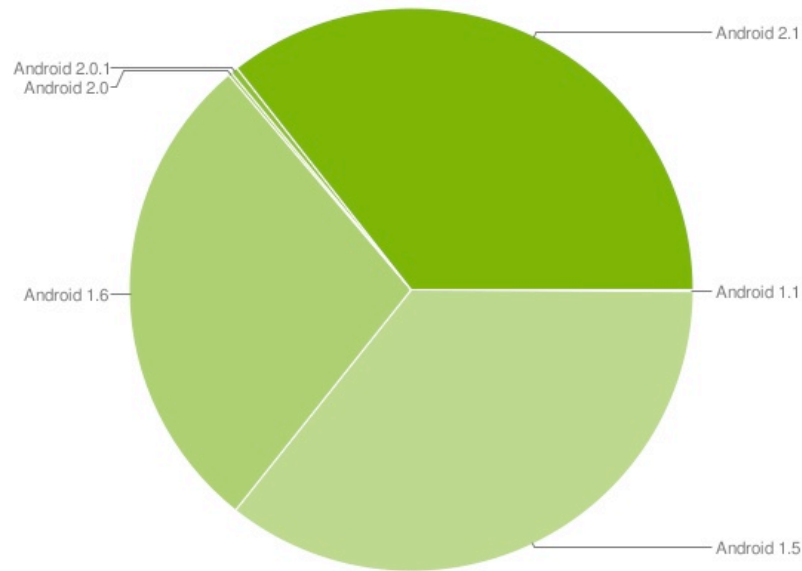
Design for everyone

Discrimination



Discrimination

- Don't make assumptions about screen size or resolution
- Never hard-code string values in code (or XML)
- Use Relative Layouts and device independent pixels
- Optimize assets for different screen resolutions
- Use reflection to determine what APIs are available



Store Values as Resources

- Define strings, colors, dimensions, and arrays
- Also store images and layouts
- Never rely on hard-coded values
- Reference resources in code and XML
- System will select from the right resource folder

Resource Hierarchy

Name	Name
AndroidManifest.xml	AndroidManifest.xml
▶ assets	▶ assets
▶ bin	▶ bin
default.properties	default.properties
▶ gen	▶ gen
▼ res	▼ res
▼ drawable-hdpi	▶ drawable-hdpi
icon.png	▶ drawable-ldpi
▼ drawable-ldpi	▶ drawable-mdpi
icon.png	▶ layout
▼ drawable-mdpi	▼ values
icon.png	arrays.xml
▼ layout	strings.xml
main.xml	▼ values-en-rUK
▼ layout-large	strings.xml
main.xml	▼ values-en-rUS
▼ layout-small	strings.xml
main.xml	▼ values-fr
▶ values	strings.xml
▶ src	▶ src

Agenda

- The Five Deadly Sins
- **The Five Glorious Virtues**
- Two Practical Examples

The Five Glorious Virtues



The Five Glorious Virtues



BEAUTY

Hire a designer

Beauty

- Programmers are not designers!
- 4.15pm today "Android UI Design Patterns"
- Create assets optimized for all screen resolutions
 - Start with vectors or high-res raster art
 - Scale down and optimize for supported screen
- Support resolution independence
- Use tools to optimize your implementation
 - layoutopt
 - hierarchyviewer

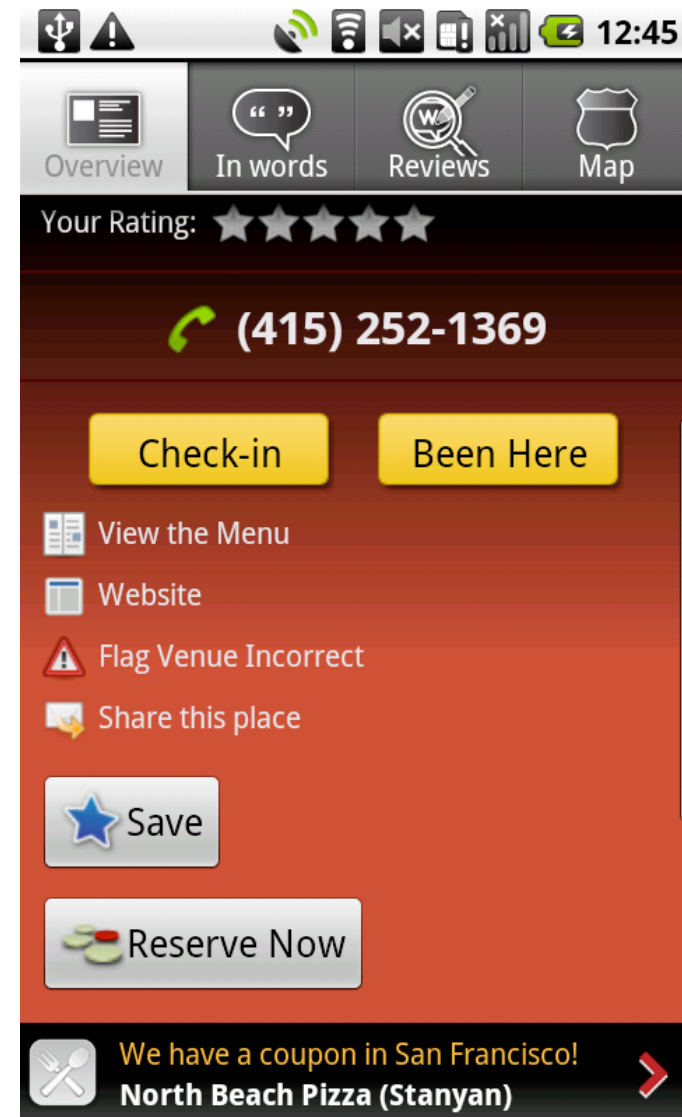
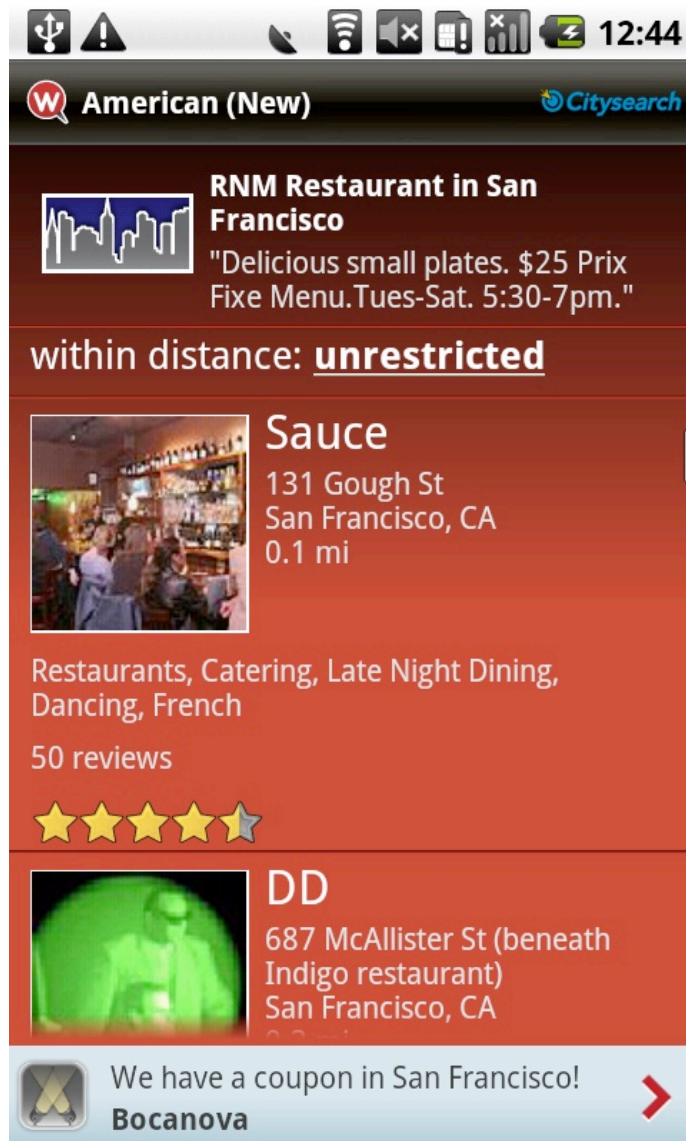
The Five Glorious Virtues



GENEROSITY

Share and consume

Where and OpenTable



Where and OpenTable

Find a Table

LOCATION

Sauce

DATE & TIME

Fri, May 14, 2010 7:00PM

PARTY SIZE

2

Find a Table

Sauce

American
131 Gough St
San Francisco CA, 94102

Party Size 2

Date Friday May 14, 2010

6:45PM 7:00PM 7:15PM

Sauce writes...

At Sauce we serve what we like to call "Social Cuisine" — American comfort fare so good you'll want everyone at the table to try a bite. It's shared food without the tiny plates. Come sample Chef Ben's creations along with some drinks in the intimate Supper Club; cozy up to the beautiful redwood bar for a signature cocktail; or enjoy a meal in

Generosity

- Use Intents to leverage other people's apps
- Define Intent Filters to share your functionality

Using Intents to Start Other Apps

- Works just like your own Activity
- Can pass data back and forth between applications
- Return to your Activity when closed

```
String action = "com.hotelapp.ACTION_BOOK";
```

```
String hotel = "hotel://name/" + selectedhotelName;  
Uri data = Uri.parse(hotel);
```

```
Intent bookingIntent = new Intent(action, data);  
startActivityForResult(bookingIntent);
```

Activity Intent Filters

- Indicate the ability to perform an action on data
- Specify an action you can perform
- Specify the data you can perform it on

```
<activity android:name="Booking" android:label="Book">  
  <intent-filter>  
    <action android:name="com.hotelapp.ACTION_BOOK" />  
    <data android:scheme="hotel"  
          android:host="name" />  
  </intent-filter>  
</activity>
```

Activity Intent Filters

```
@Override
public void onCreate(Bundle savedInstanceState) {
    super.onCreate(savedInstanceState);
    setContentView(R.layout.main);

    Intent intent = getIntent();

    String action = intent.getAction();
    Uri data = intent.getData();

    String hotelName = data.getPath();

    // TODO Provide booking functionality

    setResult(RESULT_OK, null);
    finish();
}
```


The Five Glorious Virtues



UBIQUITY
Be more than an icon

Ubiquity

- Create widgets
- Surface search results into the Quick Search Box
- Live Folders
- Live Wallpapers
- Expose Intent Receivers to share your functionality
- Fire notifications

The Five Glorious Virtues







UTILITY


Be useful. Be interesting.


Ocado


£0.00 no items


Hi Kristy



 **Book a delivery**
Your next available slot is currently
10.00AM - 11.00AM, Sat (15/05/10)

 **My orders**
You have no current orders


 **Start shopping**


 **View instant shop**
Your basket is currently empty


£0.00 no items


Fruit Apples & Pears  

Bought before




 **Pink Lady Apples Waitrose 4 per pack**
£1.98 (49.5p each) **Add**
Life 5 days guaranteed* (average 9)

 **Braeburn Apples Waitrose 4 per pack**
£1.38 (34.5p each) **Add**
Life 7 days guaranteed* (average 8)


 **Ocado Everyday Pink Lady Apples 4 per pack**
£1.89 **Add**
Life 7 days guaranteed* (average 9)

 **Perfectly Ripe Conference Pears Waitrose 4 per pack**
£1.98 (49.5p each) **Add**

£0.00 no items

Fruit, Vegetable... Fruit   

Speak now



Cancel

View all 186 items >

Apples & Pears (38) >

Bananas (5) >

Citrus (20) >

Grapes (10) >

Melons & Pineapples (12) >

Berries (14) >

Stone Fruit (7) >

Exotic Fruit (13) >

Utility & Entertainment

- Create an app that solves a problem
- Present information in the most useful way possible
- Create games that are ground breaking and compelling

The Five Glorious Virtues



EPIC (N E S S)

Be legendary

Epicnessicity

- Don't be satisfied with *good*
- Create unique solutions
- Invent new paradigms
- Leverage the hardware

Agenda

- The Five Deadly Sins
- The Five Glorious Virtues
- **Two Practical Examples**

Services and Alarms

Don't be "That Guy"

- Let the runtime kill your background Service
- Let your users kill your foreground Service
- Kill your own Service
- Don't even start your Service
- Do you even need a Service?
- Use Alarms
- Use inexact Alarms

Let the Runtime Kill Your Service

START_NOT_STICKY

- Services that perform a single action
- Action is performed regularly (polling!)
- Reduces resource contention

```
@Override
public int onStartCommand(Intent intent, int flags,
                           int startId) {
    // Start an AsyncTask to do work
    return Service.START_NOT_STICKY;
}
```

Don't be "That Guy"

- Let the runtime kill your background Service
- **Let your users kill your foreground Service**
- Kill your own Service
- Don't even start your Service
- Do you even need a Service?
- Use Alarms and Intent Receivers
- Use inexact Alarms

Let Your Users Kill Your Service

- Only use a foreground Service if it's necessary
 - User is directly interacting with it
 - Music playback
- Provide clear options for disabling your Service
- Always use an ongoing notification
- Once it's been stopped, don't restart it without user action!

Don't be "That Guy"

- Let the runtime kill your background Service
- Let your users kill your foreground Service
- **Kill your own Service**
- Don't even start your Service
- Do you even need a Service?
- Use Alarms and Intent Receivers
- Use inexact Alarms

Kill Your Own Service

- Services should only be running when needed
- Complete a task, then kill the Service

`stopSelf() ;`

Kill Your Own Service

```
@Override
public int onStartCommand(Intent i, int f, int sid) {
    myTask.execute();
    return Service.START_NOT_STICKY;
}

AsyncTask<Void, Void, Void> myTask = new AsyncTask<Void, Void, Void>() {

    @Override
    protected Void doInBackground(Void... arg0) {
        // TODO Execute Task
        return null;
    }

    @Override
    protected void onPostExecute(Void result) {
        stopSelf();
    }
};
```


Don't be "That Guy"

- Let the runtime kill your background Service
- Let your users kill your foreground Service
- Kill your own Service
- **Don't even start your Service**
- Do you even need a Service?
- Use Alarms and Intent Receivers
- Use inexact Alarms

Don't be "That Guy"

- Let the runtime kill your background Service
- Let your users kill your foreground Service
- Kill your own Service
- **Don't even start your Service**
- **Do you even need a Service?**
- Use Alarms and Intent Receivers
- Use inexact Alarms

Don't be "That Guy"

- Let the runtime kill your background Service
- Let your users kill your foreground Service
- Kill your own Service
- Don't even start your Service
- Do you even need a Service?
- **Use Alarms and Intent Receivers**
- Use inexact Alarms

Alarms and Intent Receivers

- Schedule updates and polling
- Listen for system or application events
- No Service. No Activity. No running Application.

Intent Receivers

```
<receiver android:name="MyReceiver">  
  <intent-filter>  
    <action android:name="REFRESH_THIS" />  
  </intent-filter>  
</receiver>
```

```
public class MyReceiver extends BroadcastReceiver {  
  @Override  
  public void onReceive(Context context, Intent i) {  
    Intent ss = new Intent(context, MyService.class);  
    context.startService(ss);  
  }  
}
```

Alarms

```
String alarm = Context.ALARM_SERVICE;  
AlarmManager am;  
am = (AlarmManager) getSystemService(alarm);
```

```
Intent intent = new Intent("REFRESH_THIS");  
PendingIntent op;  
op = PendingIntent.getBroadcast(this, 0, intent, 0);
```

```
int type = AlarmManager.ELAPSED_REALTIME_WAKEUP;  
long interval = AlarmManager.INTERVAL_FIFTEEN_MINUTES;  
long triggerTime = SystemClock.elapsedRealtime() +  
    interval;
```

```
am.setRepeating(type, triggerTime, interval, op);
```

Don't be "That Guy"

- Let the runtime kill your background Service
- Let your users kill your foreground Service
- Kill your own Service
- Don't even start your Service
- Do you even need a Service?
- Use Alarms and Intent Receivers
- **Use inexact Alarms**

Inexact Alarms

- All the Alarm goodness
- Now with less battery drain!

```
int type = AlarmManager.ELAPSED_REALTIME_WAKEUP;  
long interval = AlarmManager.INTERVAL_FIFTEEN_MINUTES;  
long triggerTime = SystemClock.elapsedRealtime() +  
                    interval;
```

```
am.setInexactRepeating(type, triggerTime,  
                        interval, op);
```


Location Based Services

Location Based Services

```
String serviceName = Context.LOCATION_SERVICE;  
lm = locationManager.getSystemService(serviceName);  
  
LocationListener l = new LocationListener() {  
    public void onLocationChanged(Location location) {  
        // TODO Do stuff when location changes!  
    }  
  
    public void onProviderDisabled(String p) {}  
    public void onProviderEnabled(String p) {}  
    public void onStatusChanged(String p, int s, Bundle e) {}  
};  
  
lm.requestLocationUpdates("gps", 0, 0, 1);
```

Location Based Services

- How often do you need updates?
- What happens if GPS or Wifi LBS is disabled?
- How accurate do you need to be?
- What is the impact on your battery life?
- What happens if location 'jumps'?

Restricting Updates

- Specify the minimum update frequency
- Specify the minimum update distance

```
int freq = 5 * 60000; // 5mins  
int dist = 1000;      // 1000m
```

```
lm.requestLocationUpdates("gps", freq, dist, 1);
```

Use Criteria to Select a Location Provider

```
Criteria criteria = new Criteria();  
criteria.setPowerRequirement(Criteria.POWER_LOW);  
criteria.setAccuracy(Criteria.ACCURACY_FINE);  
criteria.setAltitudeRequired(false);  
criteria.setBearingRequired(false);  
criteria.setSpeedRequired(false);  
criteria.setCostAllowed(false);  
  
String provider = lm.getBestProvider(criteria, true);  
  
lm.requestLocationUpdates(provider, freq, dist, l);
```

Use Criteria to Select a Location Provider

- Specify your requirements and preferences
 - Allowable power drain
 - Required accuracy
 - Need for altitude, bearing, and speed
 - Can a cost be incurred?
- Find the best provider that meets your criteria
- Relax criteria (in order) until a provider is found
- Can limit to only active providers
- Can use to find all matching providers

Implement a Back-off Pattern

- Use multiple Location Listeners
 - Fine and coarse
 - High and low frequency / distance
- Remove listeners as accuracy improves

Location Based Services

```
lm.requestLocationUpdates(bestprovider, freq, dist, 1);  
lm.requestLocationUpdates(coarseProvider, 0,0, lcoarse);  
lm.requestLocationUpdates(bestprovider, 0, 0, lbounce);
```


Location Based Services

```
private LocationListener lbounce = new LocationListener() {  
    public void onLocationChanged(Location location) {  
        runLocationUpdate();  
        if (location.getAccuracy() < 10) {  
            lm.removeUpdates(lbounce);  
            lm.removeUpdates(lcoarse);  
        }  
    }  
    [...]  
};
```

```
private LocationListener lcoarse = new LocationListener() {  
    public void onLocationChanged(Location location) {  
        runLocationUpdate();  
        lm.removeUpdates(lcoarse);  
    }  
    [...]  
};
```

Summary

- Be good
- Don't be lazy
- Think about performance
- Think about the user experience
- Respect your users
- Respect the system
- Think BIG!

Questions?

- Twitter **@retomeier**
- Stack Overflow tag: android
- developer.android.com
- Use Wave for Q&A *right now*

<http://bit.ly/ioandroid1>

Google™

